



FMTBINL1 Fitting Instructions




Please thoroughly read through and familiarise yourself with these instructions in their entirety prior to beginning any part of the installation process of any component. Please also ensure the vehicle and engine has cooled down sufficiently to avoid risking possible skin burns or other injury.

TOOLS NEEDED:


7mm socket & Ratchet/Hose clamp removal tool

5mm Allen Key

1. Open the bonnet and locate the rubber air intake hose, remove from situ by squeezing it together and lifting out of the engine bay.



2. Remove X2 M6 fasteners, use a 5mm Allen key to do this.




3. Undo the hose clamp attaching the throttle body hose to the charge cooler, use a 7mm socket and ratchet or hose clamp removal tool to do this.



4. Remove the hose from the engine bay by pulling the throttle body end out first.



5. Remove the X2 M6 fasteners using a 5mm Allen Key, which attaches the throttle body adaptor to the throttle body. The adaptor will now pull away from the throttle body.



6. Remove the original rubber O-ring from the throttle body adaptor, be careful not to damage the O-ring.




7. Fit the O-ring removed from the previous step to the machined billet adaptor from the Forge FMTBINL1 kit.



8. Fit the FMTBINL adaptor to the throttle body, use the supplied M6 fasteners and a 5mm Allen key to attach it.



9. Fit the Forge silicone hose to the charge cooler first then to the throttle body. Use the supplied hose clamps to attach the hose, The 50-70mm hose clamp for the charge cooler side of the hose and the 70-90mm hose clamp for the throttle body side.



10. Re fit the rubber air intake hose and that is the installation complete. Follow these steps in the same order for the other throttle body. Once completed take your vehicle for a test drive and enjoy your new Forge Motorsport product.



Check out WWW.FORGEMOTORSPORT.CO.UK and WWW.FORGEMOTORSPORT.COM

For a full range of performance products for your vehicle.

As always, with any questions or concerns about this product or anything else, please feel free to contact your local or preferred Forge Motorsport Dealer/Installer, or you may contact us directly.

Forge Motorsport UK – (+44)1 452 380 999/info@forgemotorsport.co.uk

Forge Motorsport US – (407)-447-5363/sales@forgemotorsport.com



www.facebook.com/forgemotorsport



[@forgemotorsport](https://twitter.com/forgemotorsport)



[@forgemotorsport](https://www.instagram.com/forgemotorsport)